

Musical Avatar – User Evaluation

Name:

Thanks for taking time to answer this user evaluation!

This evaluation is designed only to test our work. There are no right or wrong answers here; we just need your valuable feedback (in the **yellow** boxes).

Task 1:

Please, think on the music that best describes your musical preferences, which was represented at the collection you provided for our study. Below you will find 17 labels used to describe different aspects of the songs you like, including several genres, moods, etc.

Please, assign a number between 0 and 1 for each label (according to the rank explained on each category)

Category I - Musical genres:

For every genre in the list, please grade how much you like it. Use a 0 to 1 scale with 0 meaning, “I don't like this genre at all” up to 1 meaning “I like this genre a lot” (you can use real numbers to depict your degree of likeliness e.g. **0.6**)

LABEL	VALUE
classical music	
electronic music	
jazz	
metal	
dance	
rock&pop	

Category II – Mood:

For every mood in the list, grade how much you like it. Use a 0 to 1 scale with 0 meaning for example “I don't like to listen to [aggressive] music” up to 1 meaning, “I like to listen to [aggressive] music a lot” (you can use real numbers to depict your degree of likeliness e.g. **0.6**)

LABEL	VALUE
Happy music	
Sad music	
Aggressive music	
Relaxed music	
Acoustic music	
Electronic mood (music with electronic effects)	

User Evaluation Questionnaire – Musical Avatar

Category III – Others

scale: 0 meaning “I don't like [Party] music at all” up to 1 meaning “ I like [Party] music a lot”
(You can use real numbers to depict your degree of likeliness e.g. **0.6**)

LABEL	VALUE
Party	
Danceable	

scale: 0 meaning “I only like atonal music” up to 1 meaning “ I only like tonal music”
(you can use real numbers to depict your degree of likeliness e.g. **0.6**)

LABEL	VALUE
Atonal / Tonal	

scale: 0 meaning “I only like dark music” up to 1 meaning “ I only like bright (shrilling) music”
(you can use real numbers to depict your degree of likeliness e.g. **0.6**)

LABEL	VALUE
Dark / Bright	

scale: 0 meaning “I only like Instrumental music” up to 1 meaning “ I only like music containing singing voice ” (you can use real numbers to depict your degree of likeliness e.g. **0.6**)

LABEL	VALUE
Instrumental / Voice	

Task 2:

Please, take a few minutes to look at the avatars depicted in the next page. These images aim at representing people with different musical tastes. Look at the different aspects of the avatars, such as, clothes, hairstyles, facial expressions, musical instruments, image background, etc.

Once you're done please go to the next page to answer the last two questions.



User Evaluation Questionnaire – Musical Avatar




User Evaluation Questionnaire – Musical Avatar

Now that you are acquainted with the Avatars take a look at the following ones and rank them from 1 to 6, where 1 is the avatar that could better express your own musical taste and 6 corresponds with the avatar that has less to do with your musical taste.

Ranking			Ranking			Ranking	
---------	--	--	---------	--	--	---------	--




Ranking			Ranking			Ranking	
---------	--	--	---------	--	--	---------	--



User Evaluation Questionnaire – Musical Avatar

Please add any comment you like about the tasks, images, etc.

My comments:

A large, empty yellow rectangular box with a thin black border, intended for the user to provide comments.